



## 420AA Commercial Heat Pump



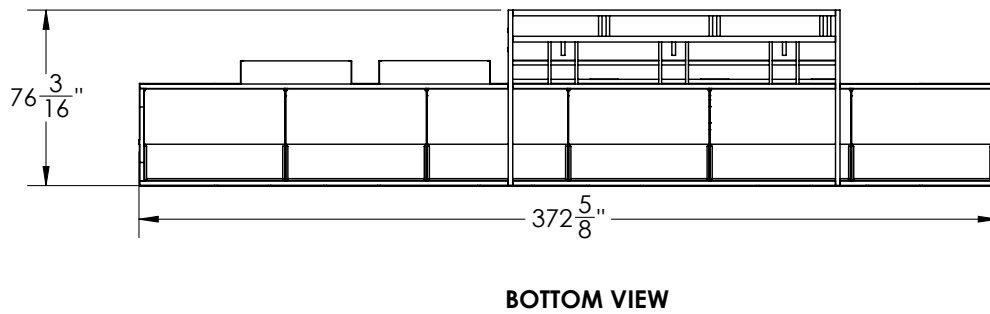
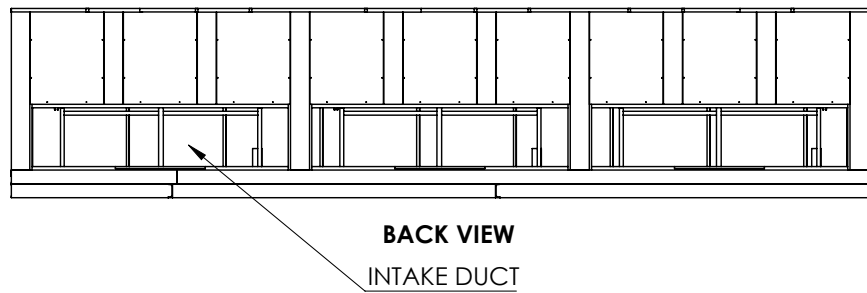
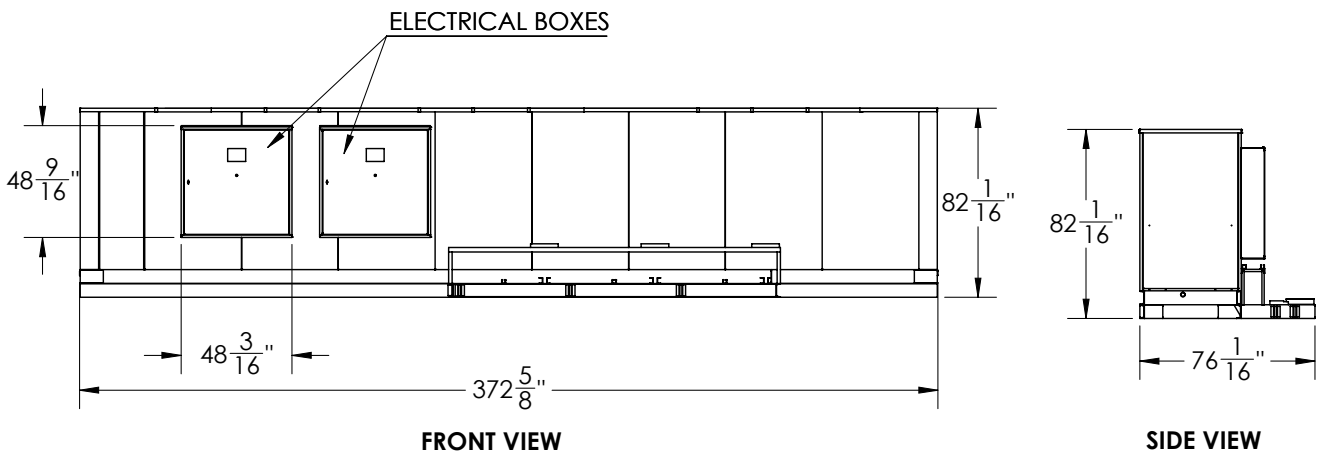
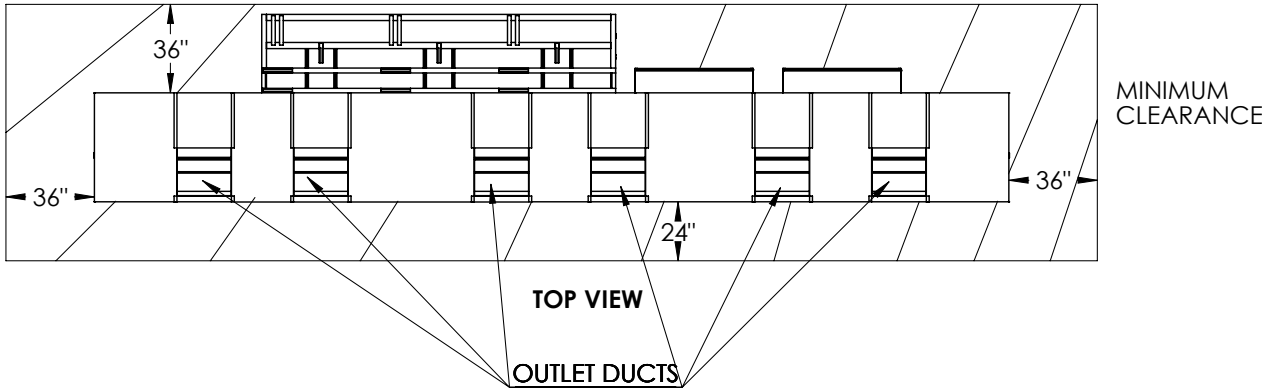
### Introduction

Nyle Thermal 420AA an Air to Air source heat pump, capable of averaging 420 kilowatts of heating capacity

### Standard Features

- Build America Buy America compliant
- Monobloc design for easy installation
- High efficiency, air-source heat pump
- Industry leading factory support and order lead times
- Capable of sustaining air temperatures up to 160°F (71°C)

# Dimensions



<b>Unit Specifications</b>	<b>Data</b>
Ambient Operating Temps (F / C)	85°F (29°C) to 160°F (71°C)
Electrical Requirements (V)	480/3/60
MCA / MOCP (Amperage) blower/compressor	MCA: 330A
	MOCP: 350A
Minimum Inlet (Source) Temp	85°F (29°C)
Maximum Inlet (Source) Temp	160°F (71°C)
Minimum Outlet (Sink) Temp	85°F (29°C)
Maximum Outlet (Sink) Temp	185°F (85°C)
C.O.P.	3.0
Duct Connection Sizes	Outlet: (6x) 22.5" X 22.5"
	Inlet: (3x) 112" X 27"
Footprint Dims (LxWxH)	372 5/8" X 76 3/16" X 82 1/16"
Weight (lbs)	9,000lbs
Maximum Heating Capacity (BTUh / kW)	1.44MM BTUh / 420 kW
Refrigerant	R513a